

Story of Me

An Orientation Workbook for Unaccompanied Refugee Minors

Name: _____

Date: _____



The Unaccompanied Refugee Minors Program

Directions: Use the space below to draw or write about the Unaccompanied Refugee Minors Program, and how you are feeling about entering the program.



Unaccompanied Refugee Minor Living Situation Chart



Directions: Complete the chart below by writing or drawing pictures to show what the different types of living arrangements are, and the pros and cons of each.



| | <i>Description</i> | <i>Pros</i> | <i>Cons</i> |
|-------------------------|--------------------|-------------|-------------|
| Foster home | | | |
| Group home | | | |
| Semi-independent living | | | |

Travel Worksheet

Directions: Tape or paste pictures to show what happens before, during, and after traveling to the United States.



Packing

Directions: When packing for your departure to the United States, what should you pack, and where? Tape or paste pictures in the correct boxes below to show what and where things should be packed.



Pack in
your
carry-on

Pack in
your
checked
bags

Cannot
take



Family Life

How do you feel about living with a new family, who may be similar and different than you? Use the space below to draw or write pictures about how you are feeling about the changes in family life in the United States.





Fact Sheets on Education

Directions: Based on the group discussion, write or draw pictures to show what each of the following phrases mean.



School is Your Responsibility

Starting Over



Schooling Alternatives



Missing School







Working Options



Timeline Chart

Directions: Complete this chart by writing or drawing pictures in the boxes to show what your regular day is like now, and what you think your day will be like in the United States.



| |  Morning | |  Afternoon | |  Evening | |  Night | |
|--------------------------|---|-------|---|-------|--|-------|---|-------|
| | Earlier | Later | Earlier | Later | Earlier | Later | Earlier | Later |
| Current day | | | | | | | | |
| Day in the United States | | | | | | | | |



Common Titles for Adults in the United States

Directions: Look at the common titles for adults in the chart below. Draw pictures of people you might refer to by using any of the titles given.

| | |
|------|--|
| Mr. | This is the title used before a man's last name. It is pronounced "mister." |
| Miss | This title is used for a woman and implies that she is not married. It is pronounced the way it is written. |
| Mrs. | This title is used before a woman's last name and implies that she is married. It is pronounced "missus." |
| Ms. | This title is used before the last name of a woman who is married or single. It is a safe title to use if you do not know if a woman is married or single. It is pronounced "miz." |



School Roles Chart

Directions: Complete the boxes by writing or drawing a picture to show who works at school and what they do, in your home country or country of asylum, and who you think will be at your new school in the United States.



| | <i>Who are they?</i> | <i>What do they do?</i> |
|--------------------------------------|----------------------|-------------------------|
| Your former school | | |
| Your new school in the United States | | |

My Culture Chart


Directions: Complete the chart below by writing or drawing pictures to show the culture you are coming from, the traits you would like to keep, and the traits you might adjust when you are living in the United States.

My Culture



Traits to Maintain

Traits to Adjust



Eating Chart

Directions: Complete the chart below by writing or drawing pictures to show what you eat now at different points during the day, compared with what you might eat in the United States.



Morning: Breakfast

Afternoon: Lunch

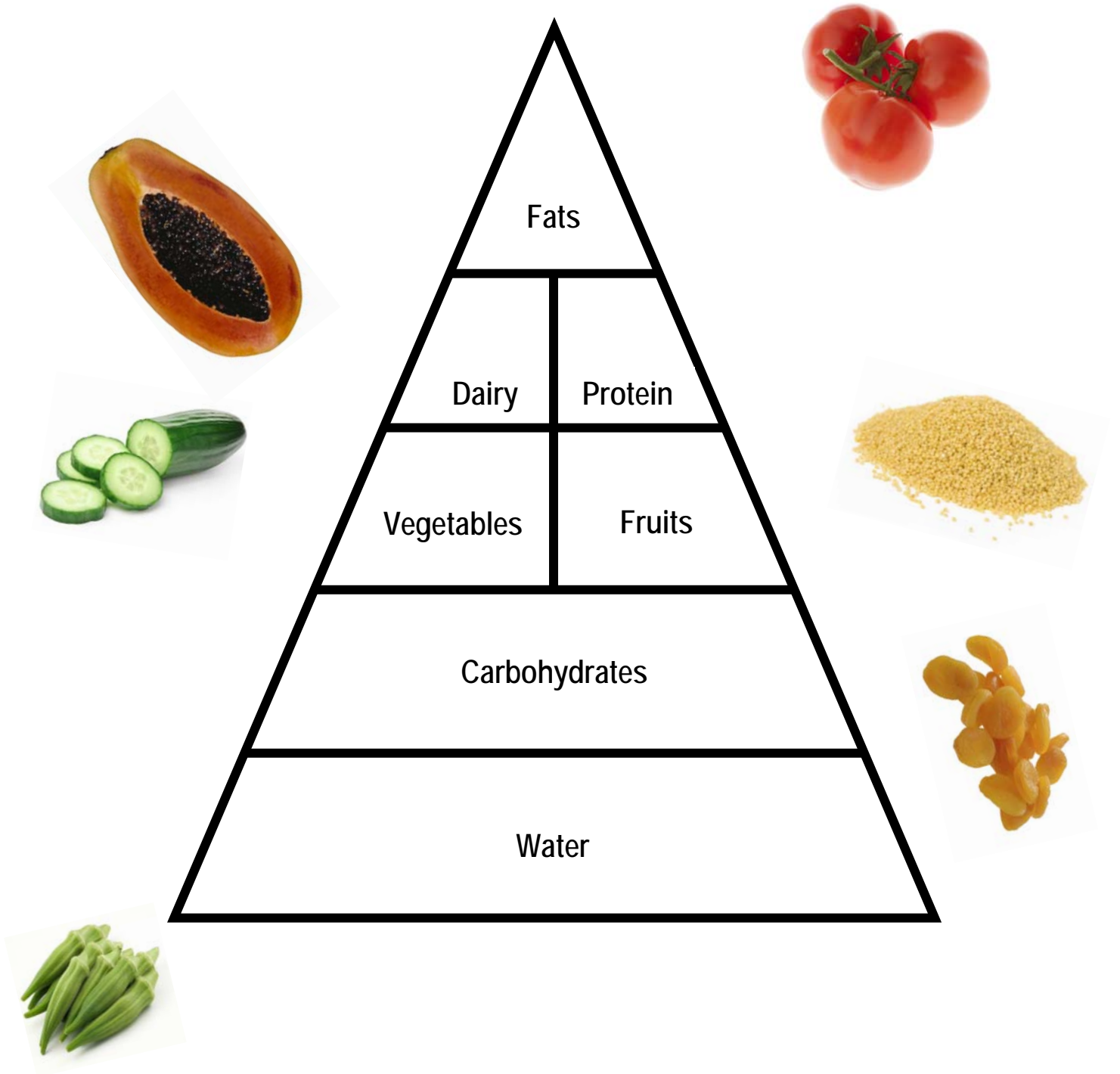
Evening: Dinner

| | | | |
|-----------------------|--|--|--|
| | | | |
| Now: | | | |
| In the United States: | | | |




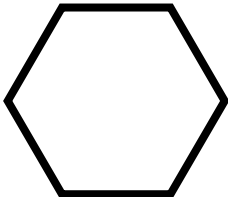


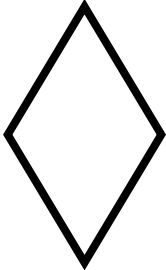
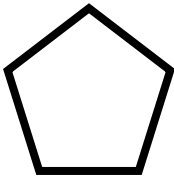

Food Pyramid

Directions: Complete the food pyramid below by correctly taping or pasting pictures of food to show what food group they belong to.



Shapes of Culture

Directions: Use the space below to draw 2 or 3 shapes that overlap. This demonstrates how the culture you are coming from and that which you are going to will overlap.



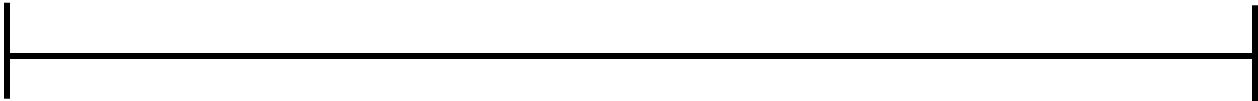
Spectrum Chart

Directions: Indicate by drawing a picture where you stood on the chart during the Home and Community: Fitting In activity. Did you feel very strongly, very weakly, or somewhere in between?



Very Strongly

Very Weakly





Social Interactions

Directions: Use the space below to write or draw pictures showing the different ways you might make friends in the United States.



Characteristics of Role Models and Good Friends

Directions: Use the space below to draw what your role models and good friends look like. Draw pictures or write about why these people are your role models or good friends.



Emotions Faces

Directions: Color in a face to show how you are feeling right now. You may have very mixed and changing feelings about resettlement, and that is normal.



Angry



Bored



Confused



Curious



Excited



Fine



Happy



Impatient



Insulted



Nervous



Proud



Sad



Scared



Surprised



Thankful



Worried



Important Ages in the United States

Directions: In the space provided, write translations or draw pictures to describe the statements below.



- Between the ages of 14 and 19 (depending on the state), individuals can take tests to get a driver's license.



- Age 18 is considered the age a person legally becomes an adult in the United States. This is the age when a person can do certain things, such as vote and join the military. But a person cannot legally drink alcohol at 18.



- At 21, a person can legally drink alcohol in the United States.

- Individuals in the United States can legally attend public school (kindergarten through 12th grade) until the ages of 19–22, depending on the state.



Important U.S. Laws for Youth

Directions: In the space provided, write translations or draw pictures to describe the statements below.

- Your resettlement agency will tell you who in your community can help support and protect you.
- U.S. law says that children under a certain age cannot work. There are visas that allow those over a certain age to work before they become adults.
- There are laws about dating between minors and adults.
- The penalty for breaking certain laws can be very serious. For example, if you get into a fight and hurt somebody or if you drive while drinking alcohol, you can go to jail. These kinds of laws and penalties are different in different states.
- You have the right and the freedom to practice your religious beliefs in any way that is safe for you and others around you.
- After you have a green card for 5 years, you can apply for U.S. citizenship.
- In the United States, the police are there to help you and should be regarded as safe, trusted adults when assistance is needed.
- If you get in trouble with the law, you should always be honest with your lawyer about your immigration status so the lawyer will be best able to assist you.
- Some laws are the same in every state in the United States, and some laws are different in different states.



Age Change Statements

Directions: In the space provided, write translations or draw pictures to describe the statements below.

- Sometimes children in refugee camps are recorded as older than they really are. But you cannot stay in U.S. schools past a certain age, so it is very important to give your age accurately.
- In the United States, you can get a driver's license between the ages of 14 and 19, depending on the state.
- At age 18, you are considered an adult in the United States and have adult responsibilities.
- At age 21, you can legally drink alcohol, but you should make good decisions if you choose to drink.
- You may participate in the Unaccompanied Refugee Minors Program until you are 21 or 22, depending on the state where you live.
- You may only be able to stay in public high schools until you are 21 or 22, depending on the state.
- Once you are an adult, you must take legal responsibility for your actions.
- Many young adults in the United States go to community colleges or other colleges or universities.



Important Law Statements for Youth in the U.S.

Directions: In the space provided, write translations or draw pictures to describe the statements below.

- Police and other law enforcement officials are there to help and protect you and should not be feared.
- Some cities and towns have curfews for minors.
- If you have a legal problem, you have the right to a lawyer to help you.
- All children in the United States are required to stay in school until they are at least 16 years old.
- As a refugee, after 1 year in the United States you can begin your application for a green card. This process is called changing your lawful permanent residence (LPR) status.
- It is important not to lie about your immigration status and not to sign any papers without checking with someone (like a lawyer) who can tell you what you are signing.
- If you are a male, as soon as you turn 18 you must register with the Selective Service at an official U.S. post office. You will need to show this registration when you apply for citizenship. If you do not have it because you did not register, you might not be able to become a citizen.
- You have the right to drive after a certain age. In the United States, many see driving as a sign of independence, and both boys and girls have the opportunity to learn how to drive.



Rules and Discipline Chart

Directions: Complete the chart by writing or drawing pictures to show what rules and disciplinary measures are common in your home country or country of asylum and in the United States.



| | <i>Rules for kids</i> | <i>Discipline</i> |
|--|-----------------------|-------------------|
| Home country/ country of asylum | | |
| United States | | |



Needs and Wants

Directions: Complete the following chart by writing or drawing pictures to show what you need and what you want in the United States.

| <u>Needs</u> | <u>Wants</u> |
|--------------|--------------|
| | |









Cultural Orientation Resource Center

Phone: 202-362-0700

Fax: 202-363-7204

E-mail: cor@cal.org

Website: <http://www.culturalorientation.net>

Mail: Cultural Orientation Resource Center

4646 40th Street NW

Washington, DC 20016



© 2011 Center for Applied Linguistics

The contents of this publication were developed under an agreement financed by the Bureau of Population, Refugees, and Migration, United States Department of State, but do not necessarily represent the policy of that agency and should not assume endorsement by the Federal Government. The U.S. Department of State reserves a royalty-free, nonexclusive, and irrevocable right to reproduce, publish, or otherwise use, and to authorize others to use, this work for Government purposes.

